

# Quick-fire activity

## Let's talk careers

**Aim:** To encourage students to confidently have a peer-to-peer careers conversation and build an understanding of the skills they'll need to realise their ambitions

**Age range:** 11-16

## Introduction

Use this worksheet to create an origami 'chatterbox' and start a careers conversation with your students. This activity features questions for a discussion-based ice-breaker, links to content to explore topics further and tips for your careers strategy. Each question relates to careers planning so can you hear straight from the students what matters to them.

## Choosing your chatterbox

You can find a template for your chatterbox and assembly instructions on the following pages. Either use the version on page 4 with pre-made careers questions, or get students creating their own with the blank template on page 5.

### To play:

1. Pick a word and spell it out, opening and closing for each letter
2. Pick a number and open and close that number of times
3. Pick a number again and answer the question under the flap

## Steps

Allow 5 minutes for students to play in pairs then explore each chatterbox question as a group, using the following discussion questions. Encourage students to engage in the conversation by asking further discussion questions based on the responses given. Some further learning activities could be incorporated into this session, or carried out as a follow up.

### 1. What will motivate you in your career journey? Pay, people, passion?

**What's realistic and how can they strike a balance? E.g. finding a job that supports them financially, but allows them to work in a field that they're passionate about. Prompt students to think whether these things might change during different life stages.**

## Extension

Why not try the [Recognising your money personality](#) lesson to explore students' attitudes to money and spending, or the [Social action toolkit](#) for purpose-driven students.

# Let's talk careers (cont'd)

## 2. Name a skill you would need to succeed in your dream job

Which of these skills do they already have? How could they develop these skills further?  
E.g. communicating with teammates, using creativity for a class project, solving a problem at home.

### Extension

Try the [Recognising and building personal skills](#) lesson to introduce students to the key personal skills employers look for.

## 3. Think of one way the world of work might be different in the future

What jobs do they think will be around in 15 years' time near where they live? Encourage students to think about the range of skills they'll need for these jobs, including skills which go beyond technical or digital skills.

### Extension

Why not try the [Growth mindset toolkit](#) to help students prepare for the future workplace, or explore our suite of [core transferable skills lessons](#)

## 4. Share three of your strengths

Are these strengths transferable to the workplace/can they think of any jobs where these are needed?

### Extension

Get students using the [Wheel of Strengths](#) interactive tool to discover the types of jobs that match their skills, interests and personality.

# Let's talk careers (cont'd)

## 5. Name a career your favourite subject could lead to

Which skills do they learn in different lessons?

### Extension

Signpost students to the [Dictionary of skills](#) interactive tool where they can explore the skills they have collected that could be useful for their CVs or in an interview.

## 6. Which brand or profession would you most want a careers talk from?

Which specific industry areas they are most interested in and why? Hold a class vote to find out the most popular choice.

### Extension

Get students using the [Job board](#) interactive tool to build understanding of the different types of roles and industries available.

## 7. What would be your dream work experience placement?

Can they think of anywhere locally like this? How could they research companies in this sector?

### Extension

Use the [Big data, big what?](#) lesson and accompanying [Get to grips with big data tool](#) to teach students ways of using local insights to find out about industries and opportunities in their area.

# Let's talk careers (cont'd)

## 8. Name two college or university courses you would like to find out more about

Ask if they have any older siblings/cousins who have gone to college and what they are studying.

### Extension

Why not try [The journey to your career](#) lesson to further discuss how students can find information about careers.

### Top tip for careers leads

If you have multiple staff using the chatterbox in different subject classes, why not use this as an opportunity to gather students' opinions on what they want their career provision to look like? This could help inform the direction of your career strategy.

**Find out more** on how LifeSkills maps to the Gatsby Benchmarks.





### Top tip for subject teachers

The chatterbox can be used in different areas of the curriculum, to support you to bring the careers conversation into any lesson. Why not try the pre-made version today, or create a custom one using the blank template on page 5.

You can even share your chatterboxes with us on Twitter – simply post photos to @LifeSkills\_Ed using #ChatterboxChallenge.

# LifeSkills chatterbox

1. Cut out the template
2. Fold the paper into quarters, with the words on the outside
3. Unfold the paper
4. Fold over the four corners, evenly into the middle
5. Flip the paper over
6. Fold over the corners on the new side of the paper
7. Fold into quarters one last time
8. Insert your thumbs and fingers into the four corners. As you pinch your fingers together, the Chatterbox will take shape

 <b>Career</b>	<b>1</b>	<b>2</b>	 <b>Education</b>
<b>8</b>	What will motivate you in your career journey? Pay, people, passion?	Name a skill you would need to succeed in your dream job	<b>3</b>
<b>7</b>	Name two college or university courses you would like to find out more about	Think of one way the world of work might be different in the future	<b>4</b>
 <b>Choices</b>	<b>6</b>	<b>5</b>	 <b>Skills</b>
What would be your dream work experience placement?	Which brand or profession would you most want a careers talk from?	Share three of your strengths	Name a career your favourite subject could lead to

# Create your own chatterbox

1. Cut out the template
2. Fold the paper into quarters, with the words on the outside
3. Unfold the paper
4. Fold over the four corners, evenly into the middle
5. Flip the paper over
6. Fold over the corners on the new side of the paper
7. Fold into quarters one last time
8. Insert your thumbs and fingers into the four corners. As you pinch your fingers together, the Chatterbox will take shape

